

# *Les cuves céramique à poser*

## *type timbre d'office*



pour tout renseignement, contacter :

**HOMATECH**

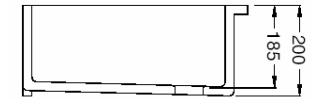
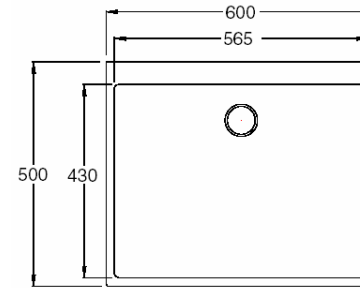
4 rue Jean Mermoz - 33185 Le Haillan  
Tél. : +33 (0)5 56 12 33 33 – Fax : +33 (0)5 56 12 39 29  
[www.homatech.fr](http://www.homatech.fr)



## BELFAST *SUDBURY*

1 cuve

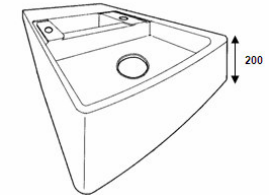
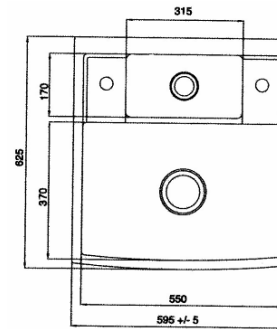
Capacité : 45 litres  
 Caisson : 600  
 Percé : non  
 Bonde : ø 89



## ESSENZA

1 cuve ½


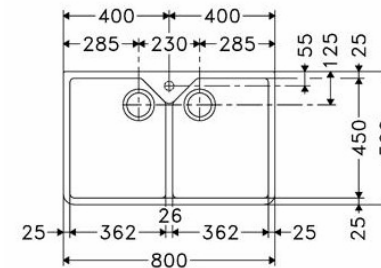
Capacité : 35 + 4 litres  
 Caisson : 600  
 Percé : ø 30  
 Bonde : ø 90 et ø 50



## BELFAST *DOUBLE*

2 cuves

Capacité : 2 x 33 litres  
 Caisson : 800  
 Percé : ø 35  
 Bonde : ø 90



Dimensions en mm